


POLOSTONE




ARCHITECTURAL STONEWARE

POLOSTONE
ARCHITECTURAL STONEWARE



**CRAFTED WITH ELEGANCE
PERFECTED WITH PASSION**



POLOSTONE
ARCHITECTURAL STONEWARE

info@polostone.com | www.polostone.com

Design By  360
Branding
Studio



POLOSTONE

ARCHITECTURAL STONEWARE

REVOLUTIONARY SURFACES

4+ SIZES

5+ THICKNESS

6+ FINISHES

75+ DESIGNS

INFINITE APPLICATIONS

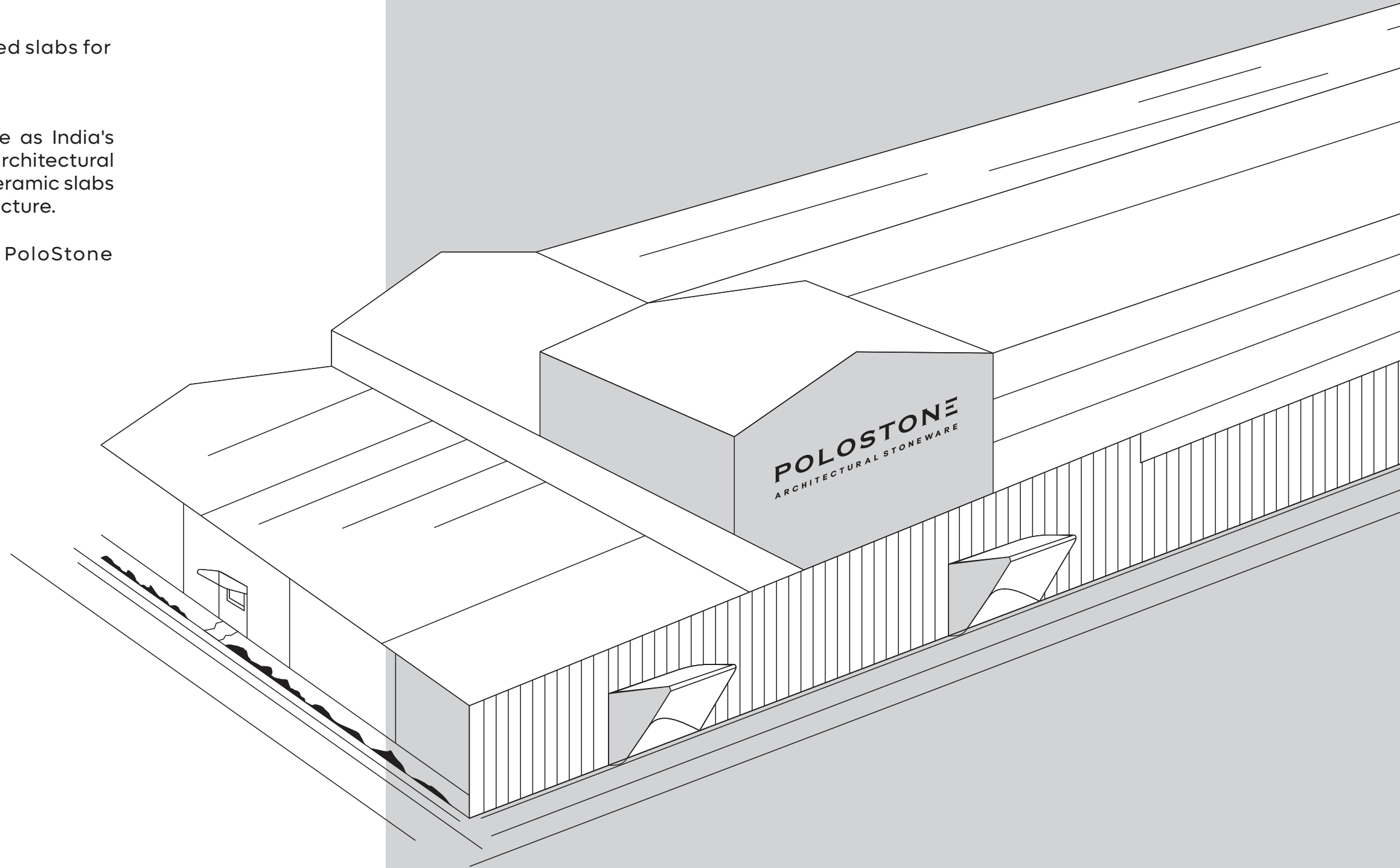
POLOSTONE

ARCHITECTURAL STONEWARE

PoloStone - is a company dedicated to crafting oversized slabs for counter tops, furniture, and architectural ventures.

PoloStone builds upon PoloGres' decades-long expertise as India's premier producer of ceramic floor and wall coverings for architectural and interior design purposes. Our superior, large-format ceramic slabs exemplify excellence and innovation in design and architecture.

The expansive dimensions and varied thicknesses of PoloStone surfaces ensure limitless design potentials.



MISSION AND VISION

PoloStone marks a bold, expansive surface designed specifically for the realm of interior design and furnishing.

We specialize in crafting material to bring the elegance of Italian design and quality into homes worldwide. Our goal is to support architects and designers globally in their creative endeavors. How do we accomplish this?

Our extensive range of large-sized slabs enables us to strike the ideal harmony between aesthetics, practicality, and eco-friendliness. We offer a unified vision and solution for designing limitless spaces

WHAT WE OFFER

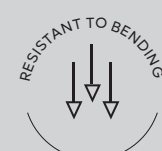
CUTTING-EDGE PRODUCT AND SERVICE
TAILORED FOR THE MODERN AGE.

The diverse array of PoloStone collections presents an extensive selection of surfaces that merge innovative design with advanced technology. We specialize in crafting, producing, and distributing large-format slabs suitable for kitchen countertops, interior decoration, flooring, and both interior and exterior wall cladding. Our slabs are available in sizes up to **1620x3240 mm** and varying thicknesses of **6, 9, 12, 15** and **20 mm**, catering to a wide range of needs and applications.





WHY POLOSTONE?



POLOSTONE SLABS

ENSURING FINESSE FROM
QUARRY TO CUSTOMER

Our slabs are crafted from 100% natural raw materials and minerals —essentially the same fundamental elements found in granite. Through sintering at a temperature of 1230°C, these elements fuse to form a new, dense material boasting unparalleled technical capabilities. We meticulously source, select, and extract the finest raw materials from certified quarries, ensuring a resilient product without the need for adhesives or resins.

Quartz, feldspar, clay, and kaolin undergo purification, atomization, pressing, and high-temperature heating to constitute the body of our product. This intricate process allows for the integration of multiple layers of colored powders within the slab's body, achieving a meticulously detailed appearance according to the desired specifications.

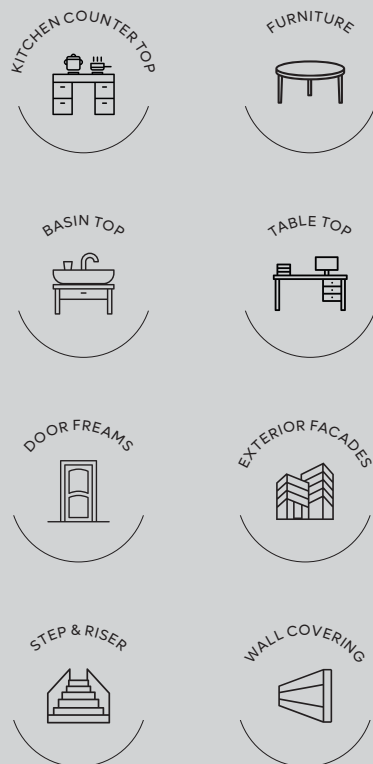
INSPIRATIONAL INNOVATION

At PoloStone, innovation means being bold, being different and pushing the limits of materials and machinery to create grandeur and sophisticated surfaces unparalleled in appearance, versatility and longevity while keeping in mind a greener and a cleaner tomorrow.

PoloStone was conceived to empower architects and interior designers to envision spaces aligned with their unique visions, transcending the constraints of conventional formats. That's why we consistently invest in pioneering technical prowess, enabling ceramics to embody a fresh identity —not merely a replication, but a material boasting its own, authentic, and remarkable aesthetic essence.



WHEN POLOSTONE?



TECHNOLOGICAL SUPREMACY

State of the Art Machinery, carefully curated raw materials and glazes amalgamated with a passion to create visionary surfaces makes PoloStone a recognition in the Industry.

PoloStone leads the way in crafting premium stoneware surfaces by leveraging cutting edge technologies. Our State of the Art production facility, equipped with **SACMI CONTINUA+** lines and a truly dedicated research and development team continuously strives to transform our innovations into reality, reinforcing the creativity of designers and architects worldwide.

I N D E X

EXPLORE THE EPITOME OF NATURAL BEAUTY
AND TIMELESS ELEGANCE.





62

DOVER
WHITE




64

LASIA
BIANCO



66

MONT
BLANC



68

NERO
MARQUINA




94

SANDSTONE
SCURO



96

SLATE
GRAY



98

STAR
BLACK



100

STAR WHITE



70

NOFAR
BEIGE




72

NOFAR
GRAY



74

ONYX
BIANCO




76

PATAGONIA
CLASSICO



102

STATUARIO
ELEGANTE



104

STATUARIO
VENATO



106

TAJMAHAL
LIGHT



108

TAJMAHAL
NATURAL



78

PERLA VENATA
ALMOND




80

PIETRA
GRAY



82

PIETRA
LIGHT



84

PORT
LAURENT



110

TRAVERTINE
BEIGE



112

TRAVERTINE
GRAY



114

ULTRA
BACK



116

ULTRA
WHITE



86

RIVER
GRAY



88

SAINT
LAURENT



90

SANDSTONE
GRAY




92

SANDSTONE
IVORY



118

TREND
GRAY



120

TREND
IVORY



122

TREND
LIGHT



124

VOLAKAS
WHITE



**DESERT
GRAY**

Silk Surface
Rectified

162x324 cm
63³/₄" x 127¹/₂"

- ✕ 12mm
- ✕ 15mm
- ✕ 20mm

160x320 cm
63 x 126"

- ✕ 6mm

120x280 cm
47¹/₄" x 110¹/₄"

- ✕ 6mm

120x240 cm
47¹/₄" x 94¹/₂"

- ✕ 9mm



SCAN THIS QR TO LEARN
MORE ABOUT THE PRODUCT
& EXPERIENCE A FULL
SCALE SLAB PANEL INSIDE
YOUR ENVIRONMENT.
FOR IPHONE USERS ONLY

REPRESENTATIVE SAMPLE ONLY.
TONAL VARIATION MAY OCCUR.



**DESERT
IVORY**

Silk Surface
Rectified

162x324 cm
63³/₄" x 127¹/₂"

- ✕ 12mm
- ✕ 15mm
- ✕ 20mm

160x320 cm
63 x 126"


- ✕ 6mm

120x280 cm
47¹/₄" x 110¹/₄"

- ✕ 6mm

120x240 cm
47¹/₄" x 94¹/₂"

- ✕ 9mm



SCAN THIS QR TO LEARN
MORE ABOUT THE PRODUCT
& EXPERIENCE A FULL
SCALE SLAB PANEL INSIDE
YOUR ENVIRONMENT.
FOR IPHONE USERS ONLY

REPRESENTATIVE SAMPLE ONLY.
TONAL VARIATION MAY OCCUR.



**DESERT
WHITE**

Silk Surface
Rectified

162x324 cm
63³/₄" x 127¹/₂"

- △ 12mm
- △ 15mm
- △ 20mm

160x320 cm
63 x 126"


- △ 6mm

120x280 cm
47¹/₄" x 110¹/₄"

- △ 6mm

120x240 cm
47¹/₄" x 94¹/₂"

- △ 9mm



SCAN THIS QR TO LEARN
MORE ABOUT THE PRODUCT
& EXPERIENCE A FULL
SCALE SLAB PANEL INSIDE
YOUR ENVIRONMENT.
FOR IPHONE USERS ONLY

REPRESENTATIVE SAMPLE ONLY.
TONAL VARIATION MAY OCCUR.



**BETON
DARK**

Silk Surface
Rectified

162x324 cm
63³/₄" x 127¹/₂"

- ✕ 12mm
- ✕ 15mm
- ✕ 20mm

160x320 cm
63 x 126"



- ✕ 6mm

120x280 cm
47¹/₄" x 110¹/₄"

- ✕ 6mm

120x240 cm
47¹/₄" x 94¹/₂"

- ✕ 9mm



SCAN THIS QR TO LEARN
MORE ABOUT THE PRODUCT
& EXPERIENCE A FULL
SCALE SLAB PANEL INSIDE
YOUR ENVIRONMENT.
FOR IPHONE USERS ONLY

REPRESENTATIVE SAMPLE ONLY.
TONAL VARIATION MAY OCCUR.



**BETON
LIGHT**

Silk Surface
Rectified

162x324 cm
63³/₄" x 127¹/₂"

- ✕ 12mm
- ✕ 15mm
- ✕ 20mm

160x320 cm
63 x 126"


- ✕ 6mm

120x280 cm
47¹/₄" x 110¹/₄"

- ✕ 6mm

120x240 cm
47¹/₄" x 94¹/₂"

- ✕ 9mm



SCAN THIS QR TO LEARN
MORE ABOUT THE PRODUCT
& EXPERIENCE A FULL
SCALE SLAB PANEL INSIDE
YOUR ENVIRONMENT.
FOR IPHONE USERS ONLY

REPRESENTATIVE SAMPLE ONLY.
TONAL VARIATION MAY OCCUR.



**BETON
WHITE**

Silk Surface
Rectified

162x324 cm
63³/₄" x 127¹/₂"

- ✕ 12mm
- ✕ 15mm
- ✕ 20mm

160x320 cm
63 x 126"


- ✕ 6mm

120x280 cm
47¹/₄" x 110¹/₄"

- ✕ 6mm

120x240 cm
47¹/₄" x 94¹/₂"

- ✕ 9mm



SCAN THIS QR TO LEARN
MORE ABOUT THE PRODUCT
& EXPERIENCE A FULL
SCALE SLAB PANEL INSIDE
YOUR ENVIRONMENT.
FOR IPHONE USERS ONLY

REPRESENTATIVE SAMPLE ONLY.
TONAL VARIATION MAY OCCUR.



**BUXY
DARK**

Silk Surface
Rectified

162x324 cm
63³/₄" x 127¹/₂"

- ✕ 12mm
- ✕ 15mm
- ✕ 20mm

160x320 cm
63 x 126"


- ✕ 6mm

120x280 cm
47¹/₄" x 110¹/₄"

- ✕ 6mm

120x240 cm
47¹/₄" x 94¹/₂"

- ✕ 9mm



SCAN THIS QR TO LEARN
MORE ABOUT THE PRODUCT
& EXPERIENCE A FULL
SCALE SLAB PANEL INSIDE
YOUR ENVIRONMENT.
FOR IPHONE USERS ONLY

REPRESENTATIVE SAMPLE ONLY.
TONAL VARIATION MAY OCCUR.



**BUXY
LIGHT**

Silk Surface
Rectified

162x324 cm
63³/₄" x 127¹/₂"

- ✕ 12mm
- ✕ 15mm
- ✕ 20mm

160x320 cm
63 x 126"


- ✕ 6mm

120x280 cm
47¹/₄" x 110¹/₄"

- ✕ 6mm

120x240 cm
47¹/₄" x 94¹/₂"

- ✕ 9mm



SCAN THIS QR TO LEARN
MORE ABOUT THE PRODUCT
& EXPERIENCE A FULL
SCALE SLAB PANEL INSIDE
YOUR ENVIRONMENT.
FOR IPHONE USERS ONLY

REPRESENTATIVE SAMPLE ONLY.
TONAL VARIATION MAY OCCUR.



**CALACATTA
BORGHINI**

Silk Surface
Rectified

Lux Surface
Rectified

162x324 cm
63³/₄" x 127¹/₂"

- △ 12mm
- △ 15mm
- △ 20mm

160x320 cm
63 x 126"

- △ 6mm

120x280 cm
47¹/₄" x 110¹/₄"

- △ 6mm

120x240 cm
47¹/₄" x 94¹/₂"

- △ 9mm



SCAN THIS QR TO LEARN
MORE ABOUT THE PRODUCT
& EXPERIENCE A FULL
SCALE SLAB PANEL INSIDE
YOUR ENVIRONMENT.
FOR IPHONE USERS ONLY

REPRESENTATIVE SAMPLE ONLY.
TONAL VARIATION MAY OCCUR.



**CALACATTA
BLACK**

Touch Surface
Rectified

162x324 cm
63³/₄" x 127¹/₂"

- ✕ 12mm
- ✕ 15mm
- ✕ 20mm

160x320 cm
63 x 126"


- ✕ 6mm

120x280 cm
47¹/₄" x 110¹/₄"

- ✕ 6mm

120x240 cm
47¹/₄" x 94¹/₂"

- ✕ 9mm



SCAN THIS QR TO LEARN
MORE ABOUT THE PRODUCT
& EXPERIENCE A FULL
SCALE SLAB PANEL INSIDE
YOUR ENVIRONMENT.
FOR IPHONE USERS ONLY

REPRESENTATIVE SAMPLE ONLY.
TONAL VARIATION MAY OCCUR.



**CALACATTA
DELICATO**

Silk Surface
Rectified

Lux Surface
Rectified

162x324 cm
63³/₄" x 127¹/₂"

△ 12mm
△ 15mm
△ 20mm

160x320 cm
63 x 126"


△ 6mm

120x280 cm
47¹/₄" x 110¹/₄"

△ 6mm

120x240 cm
47¹/₄" x 94¹/₂"

△ 9mm



SCAN THIS QR TO LEARN
MORE ABOUT THE PRODUCT
& EXPERIENCE A FULL
SCALE SLAB PANEL INSIDE
YOUR ENVIRONMENT.
FOR IPHONE USERS ONLY

REPRESENTATIVE SAMPLE ONLY.
TONAL VARIATION MAY OCCUR.



**CALACATTA
LINCOLN**

Silk Surface
Rectified

Lux Surface
Rectified

162x324 cm
63³/₄" x 127¹/₂"

- ✕ 12mm
- ✕ 15mm
- ✕ 20mm

160x320 cm
63 x 126"


- ✕ 6mm

120x280 cm
47¹/₄" x 110¹/₄"

- ✕ 6mm

120x240 cm
47¹/₄" x 94¹/₂"

- ✕ 9mm



SCAN THIS QR TO LEARN
MORE ABOUT THE PRODUCT
& EXPERIENCE A FULL
SCALE SLAB PANEL INSIDE
YOUR ENVIRONMENT.
FOR IPHONE USERS ONLY

REPRESENTATIVE SAMPLE ONLY.
TONAL VARIATION MAY OCCUR.



**CARDOSTONE
GRAY**

Silk Surface
Rectified

162x324 cm
63³/₄" x 127¹/₂"

- △ 12mm
- △ 15mm
- △ 20mm

160x320 cm
63 x 126"

- △ 6mm

120x280 cm
47¹/₄" x 110¹/₄"

- △ 6mm

120x240 cm
47¹/₄" x 94¹/₂"

- △ 9mm



SCAN THIS QR TO LEARN
MORE ABOUT THE PRODUCT
& EXPERIENCE A FULL
SCALE SLAB PANEL INSIDE
YOUR ENVIRONMENT.
FOR IPHONE USERS ONLY

REPRESENTATIVE SAMPLE ONLY.
TONAL VARIATION MAY OCCUR.



**CARRARA
ARABESCATO**

Silk Surface
Rectified

Lux Surface
Rectified

162x324 cm
63³/₄" x 127¹/₂"

- △ 12mm
- △ 15mm
- △ 20mm

160x320 cm
63 x 126"


- △ 6mm

120x280 cm
47¹/₄" x 110¹/₄"

- △ 6mm

120x240 cm
47¹/₄" x 94¹/₂"

- △ 9mm



SCAN THIS QR TO LEARN
MORE ABOUT THE PRODUCT
& EXPERIENCE A FULL
SCALE SLAB PANEL INSIDE
YOUR ENVIRONMENT.
FOR IPHONE USERS ONLY

REPRESENTATIVE SAMPLE ONLY.
TONAL VARIATION MAY OCCUR.



**CARRARA
BIANCO**

Silk Surface
Rectified

Lux Surface
Rectified

162x324 cm
63³/₄" x 127¹/₂"

- ✕ 12mm
- ✕ 15mm
- ✕ 20mm

160x320 cm
63 x 126"

- ✕ 6mm

120x280 cm
47¹/₄" x 110¹/₄"

- ✕ 6mm

120x240 cm
47¹/₄" x 94¹/₂"

- ✕ 9mm



SCAN THIS QR TO LEARN
MORE ABOUT THE PRODUCT
& EXPERIENCE A FULL
SCALE SLAB PANEL INSIDE
YOUR ENVIRONMENT.
FOR IPHONE USERS ONLY

REPRESENTATIVE SAMPLE ONLY.
TONAL VARIATION MAY OCCUR.



**CARRARA
DELICATO**

Silk Surface
Rectified

Lux Surface
Rectified

162x324 cm
63³/₄" x 127¹/₂"

- ✕ 12mm
- ✕ 15mm
- ✕ 20mm

160x320 cm
63x126"


- ✕ 6mm

120x280 cm
47¹/₄" x 110¹/₄"

- ✕ 6mm

120x240 cm
47¹/₄" x 94¹/₂"

- ✕ 9mm



SCAN THIS QR TO LEARN
MORE ABOUT THE PRODUCT
& EXPERIENCE A FULL
SCALE SLAB PANEL INSIDE
YOUR ENVIRONMENT.
FOR IPHONE USERS ONLY

REPRESENTATIVE SAMPLE ONLY.
TONAL VARIATION MAY OCCUR.



**CEPPO
DIGRE**

Silk Surface
Rectified

162x324 cm
63³/₄" x 127¹/₂"

- △ 12mm
- △ 15mm
- △ 20mm

160x320 cm
63 x 126"


- △ 6mm

120x280 cm
47¹/₄" x 110¹/₄"

- △ 6mm

120x240 cm
47¹/₄" x 94¹/₂"

- △ 9mm



SCAN THIS QR TO LEARN
MORE ABOUT THE PRODUCT
& EXPERIENCE A FULL
SCALE SLAB PANEL INSIDE
YOUR ENVIRONMENT.
FOR IPHONE USERS ONLY

REPRESENTATIVE SAMPLE ONLY.
TONAL VARIATION MAY OCCUR.



**CONCRETE
DARK**

Silk Surface
Rectified

162x324 cm
63³/₄" x 127¹/₂"

- △ 12mm
- △ 15mm
- △ 20mm

160x320 cm
63 x 126"



- △ 6mm

120x280 cm
47¹/₄" x 110¹/₄"

- △ 6mm

120x240 cm
47¹/₄" x 94¹/₂"

- △ 9mm



SCAN THIS QR TO LEARN
MORE ABOUT THE PRODUCT
& EXPERIENCE A FULL
SCALE SLAB PANEL INSIDE
YOUR ENVIRONMENT.
FOR IPHONE USERS ONLY

REPRESENTATIVE SAMPLE ONLY.
TONAL VARIATION MAY OCCUR.



**CONCRETE
GRAY**

Silk Surface
Rectified

162x324 cm
63³/₄" x 127¹/₂"

- ✕ 12mm
- ✕ 15mm
- ✕ 20mm

160x320 cm
63 x 126"


- ✕ 6mm

120x280 cm
47¹/₄" x 110¹/₄"

- ✕ 6mm

120x240 cm
47¹/₄" x 94¹/₂"

- ✕ 9mm



SCAN THIS QR TO LEARN
MORE ABOUT THE PRODUCT
& EXPERIENCE A FULL
SCALE SLAB PANEL INSIDE
YOUR ENVIRONMENT.
FOR IPHONE USERS ONLY

REPRESENTATIVE SAMPLE ONLY.
TONAL VARIATION MAY OCCUR.



**CONCRETE
LIGHT**

Silk Surface
Rectified

162x324 cm
63³/₄" x 127¹/₂"

- ✕ 12mm
- ✕ 15mm
- ✕ 20mm

160x320 cm
63 x 126"



- ✕ 6mm

120x280 cm
47¹/₄" x 110¹/₄"

- ✕ 6mm

120x240 cm
47¹/₄" x 94¹/₂"

- ✕ 9mm



SCAN THIS QR TO LEARN
MORE ABOUT THE PRODUCT
& EXPERIENCE A FULL
SCALE SLAB PANEL INSIDE
YOUR ENVIRONMENT.
FOR IPHONE USERS ONLY

REPRESENTATIVE SAMPLE ONLY.
TONAL VARIATION MAY OCCUR.



**CREMA
DELICATO**

Silk Surface
Rectified

Lux Surface
Rectified

162x324 cm
63³/₄" x 127¹/₂"

- ✕ 12mm
- ✕ 15mm
- ✕ 20mm

160x320 cm
63 x 126"


- ✕ 6mm

120x280 cm
47¹/₄" x 110¹/₄"

- ✕ 6mm

120x240 cm
47¹/₄" x 94¹/₂"

- ✕ 9mm



SCAN THIS QR TO LEARN
MORE ABOUT THE PRODUCT
& EXPERIENCE A FULL
SCALE SLAB PANEL INSIDE
YOUR ENVIRONMENT.
FOR IPHONE USERS ONLY

REPRESENTATIVE SAMPLE ONLY.
TONAL VARIATION MAY OCCUR.



**CRISTALLO
NATURAL**

Silk Surface
Rectified

Lux Surface
Rectified

162x324 cm
63³/₄" x 127¹/₂"

- ✕ 12mm
- ✕ 15mm
- ✕ 20mm

160x320 cm
63 x 126"

- ✕ 6mm

120x280 cm
47¹/₄" x 110¹/₄"

- ✕ 6mm

120x240 cm
47¹/₄" x 94¹/₂"

- ✕ 9mm



SCAN THIS QR TO LEARN
MORE ABOUT THE PRODUCT
& EXPERIENCE A FULL
SCALE SLAB PANEL INSIDE
YOUR ENVIRONMENT.
FOR IPHONE USERS ONLY

REPRESENTATIVE SAMPLE ONLY.
TONAL VARIATION MAY OCCUR.



**DOLOMITI
BIANCO**

Silk Surface
Rectified

Lux Surface
Rectified

162x324 cm
63³/₄" x 127¹/₂"

- △ 12mm
- △ 15mm
- △ 20mm

160x320 cm
63 x 126"


- △ 6mm

120x280 cm
47¹/₄" x 110¹/₄"

- △ 6mm

120x240 cm
47¹/₄" x 94¹/₂"

- △ 9mm



SCAN THIS QR TO LEARN
MORE ABOUT THE PRODUCT
& EXPERIENCE A FULL
SCALE SLAB PANEL INSIDE
YOUR ENVIRONMENT.
FOR IPHONE USERS ONLY

REPRESENTATIVE SAMPLE ONLY.
TONAL VARIATION MAY OCCUR.



**DOVER
WHITE**

Silk Surface
Rectified

Lux Surface
Rectified

162x324 cm
63³/₄" x 127¹/₂"

- ✕ 12mm
- ✕ 15mm
- ✕ 20mm

160x320 cm
63 x 126"


- ✕ 6mm

120x280 cm
47¹/₄" x 110¹/₄"

- ✕ 6mm

120x240 cm
47¹/₄" x 94¹/₂"

- ✕ 9mm



SCAN THIS QR TO LEARN
MORE ABOUT THE PRODUCT
& EXPERIENCE A FULL
SCALE SLAB PANEL INSIDE
YOUR ENVIRONMENT.
FOR IPHONE USERS ONLY

REPRESENTATIVE SAMPLE ONLY.
TONAL VARIATION MAY OCCUR.



**LASA
BIANCO**

Silk Surface
Rectified

Lux Surface
Rectified

162x324 cm
63³/₄" x 127¹/₂"

- ✕ 12mm
- ✕ 15mm
- ✕ 20mm

160x320 cm
63 x 126"

- ✕ 6mm

120x280 cm
47¹/₄" x 110¹/₄"

- ✕ 6mm

120x240 cm
47¹/₄" x 94¹/₂"

- ✕ 9mm



SCAN THIS QR TO LEARN
MORE ABOUT THE PRODUCT
& EXPERIENCE A FULL
SCALE SLAB PANEL INSIDE
YOUR ENVIRONMENT.
FOR IPHONE USERS ONLY

REPRESENTATIVE SAMPLE ONLY.
TONAL VARIATION MAY OCCUR.



**MONT
BLANC**

Silk Surface
Rectified

Lux Surface
Rectified

162x324 cm
63³/₄" x 127¹/₂"

- △ 12mm
- △ 15mm
- △ 20mm

160x320 cm
63 x 126"

- △ 6mm

120x280 cm
47¹/₄" x 110¹/₄"

- △ 6mm

120x240 cm
47¹/₄" x 94¹/₂"

- △ 9mm



SCAN THIS QR TO LEARN
MORE ABOUT THE PRODUCT
& EXPERIENCE A FULL
SCALE SLAB PANEL INSIDE
YOUR ENVIRONMENT.
FOR IPHONE USERS ONLY

REPRESENTATIVE SAMPLE ONLY.
TONAL VARIATION MAY OCCUR.



**NERO
MARQUINA**

Touch Surface
Rectified

162x324 cm
63³/₄" x 127¹/₂"

- △ 12mm
- △ 15mm
- △ 20mm

160x320 cm
63 x 126"


- △ 6mm

120x280 cm
47¹/₄" x 110¹/₄"

- △ 6mm

120x240 cm
47¹/₄" x 94¹/₂"

- △ 9mm



SCAN THIS QR TO LEARN
MORE ABOUT THE PRODUCT
& EXPERIENCE A FULL
SCALE SLAB PANEL INSIDE
YOUR ENVIRONMENT.
FOR IPHONE USERS ONLY

REPRESENTATIVE SAMPLE ONLY.
TONAL VARIATION MAY OCCUR.



**NOFAR
BEIGE**

Silk Surface
Rectified

162x324 cm
63³/₄" x 127¹/₂"

- △ 12mm
- △ 15mm
- △ 20mm

160x320 cm
63 x 126"


- △ 6mm

120x280 cm
47¹/₄" x 110¹/₄"

- △ 6mm

120x240 cm
47¹/₄" x 94¹/₂"

- △ 9mm



SCAN THIS QR TO LEARN
MORE ABOUT THE PRODUCT
& EXPERIENCE A FULL
SCALE SLAB PANEL INSIDE
YOUR ENVIRONMENT.
FOR IPHONE USERS ONLY

REPRESENTATIVE SAMPLE ONLY.
TONAL VARIATION MAY OCCUR.



**NOFAR
GRAY**

Silk Surface
Rectified

162x324 cm
63³/₄" x 127¹/₂"

- △ 12mm
- △ 15mm
- △ 20mm

160x320 cm
63 x 126"


- △ 6mm

120x280 cm
47¹/₄" x 110¹/₄"

- △ 6mm

120x240 cm
47¹/₄" x 94¹/₂"

- △ 9mm



SCAN THIS QR TO LEARN
MORE ABOUT THE PRODUCT
& EXPERIENCE A FULL
SCALE SLAB PANEL INSIDE
YOUR ENVIRONMENT.
FOR IPHONE USERS ONLY

REPRESENTATIVE SAMPLE ONLY.
TONAL VARIATION MAY OCCUR.



**ONYX
BIANCO**

Silk Surface
Rectified

Lux Surface
Rectified

162x324 cm
63³/₄" x 127¹/₂"

- ✕ 12mm
- ✕ 15mm
- ✕ 20mm

160x320 cm
63 x 126"

- ✕ 6mm

120x280 cm
47¹/₄" x 110¹/₄"

- ✕ 6mm

120x240 cm
47¹/₄" x 94¹/₂"

- ✕ 9mm



SCAN THIS QR TO LEARN
MORE ABOUT THE PRODUCT
& EXPERIENCE A FULL
SCALE SLAB PANEL INSIDE
YOUR ENVIRONMENT.
FOR IPHONE USERS ONLY

REPRESENTATIVE SAMPLE ONLY.
TONAL VARIATION MAY OCCUR.



**PATAGONIA
CLASSICO**

Silk Surface
Rectified

Lux Surface
Rectified

162x324 cm
63³/₄" x 127¹/₂"

- ✕ 12mm
- ✕ 15mm
- ✕ 20mm

160x320 cm
63 x 126"

- ✕ 6mm

120x280 cm
47¹/₄" x 110¹/₄"

- ✕ 6mm

120x240 cm
47¹/₄" x 94¹/₂"

- ✕ 9mm



SCAN THIS QR TO LEARN
MORE ABOUT THE PRODUCT
& EXPERIENCE A FULL
SCALE SLAB PANEL INSIDE
YOUR ENVIRONMENT.
FOR IPHONE USERS ONLY

REPRESENTATIVE SAMPLE ONLY.
TONAL VARIATION MAY OCCUR.



**PERLA VENATA
ALMOND**

Silk Surface
Rectified

162x324 cm
63³/₄" x 127¹/₂"

- △ 12mm
- △ 15mm
- △ 20mm

160x320 cm
63 x 126"

- △ 6mm

120x280 cm
47¹/₄" x 110¹/₄"

- △ 6mm

120x240 cm
47¹/₄" x 94¹/₂"

- △ 9mm



SCAN THIS QR TO LEARN
MORE ABOUT THE PRODUCT
& EXPERIENCE A FULL
SCALE SLAB PANEL INSIDE
YOUR ENVIRONMENT.
FOR IPHONE USERS ONLY

REPRESENTATIVE SAMPLE ONLY.
TONAL VARIATION MAY OCCUR.



**PIETRA
GRAY**

Silk Surface
Rectified

162x324 cm
63³/₄" x 127¹/₂"

- ✕ 12mm
- ✕ 15mm
- ✕ 20mm

160x320 cm
63 x 126"


- ✕ 6mm

120x280 cm
47¹/₄" x 110¹/₄"

- ✕ 6mm

120x240 cm
47¹/₄" x 94¹/₂"

- ✕ 9mm



SCAN THIS QR TO LEARN
MORE ABOUT THE PRODUCT
& EXPERIENCE A FULL
SCALE SLAB PANEL INSIDE
YOUR ENVIRONMENT.
FOR IPHONE USERS ONLY

REPRESENTATIVE SAMPLE ONLY.
TONAL VARIATION MAY OCCUR.



**PIETRA
LIGHT**

Silk Surface
Rectified

162x324 cm
63³/₄" x 127¹/₂"

- ✕ 12mm
- ✕ 15mm
- ✕ 20mm

160x320 cm
63 x 126"

- ✕ 6mm

120x280 cm
47¹/₄" x 110¹/₄"

- ✕ 6mm

120x240 cm
47¹/₄" x 94¹/₂"

- ✕ 9mm



SCAN THIS QR TO LEARN
MORE ABOUT THE PRODUCT
& EXPERIENCE A FULL
SCALE SLAB PANEL INSIDE
YOUR ENVIRONMENT.
FOR IPHONE USERS ONLY

REPRESENTATIVE SAMPLE ONLY.
TONAL VARIATION MAY OCCUR.



**PORT
LAURENT**

Touch Surface
Rectified

162x324 cm
63³/₄" x 127¹/₂"

- △ 12mm
- △ 15mm
- △ 20mm

160x320 cm
63 x 126"

- △ 6mm

120x280 cm
47¹/₄" x 110¹/₄"

- △ 6mm

120x240 cm
47¹/₄" x 94¹/₂"

- △ 9mm



SCAN THIS QR TO LEARN
MORE ABOUT THE PRODUCT
& EXPERIENCE A FULL
SCALE SLAB PANEL INSIDE
YOUR ENVIRONMENT.
FOR IPHONE USERS ONLY

REPRESENTATIVE SAMPLE ONLY.
TONAL VARIATION MAY OCCUR.



**RIVER
GRAY**

Silk Surface
Rectified

162x324 cm
63³/₄" x 127¹/₂"

- △ 12mm
- △ 15mm
- △ 20mm

160x320 cm
63 x 126"


- △ 6mm

120x280 cm
47¹/₄" x 110¹/₄"

- △ 6mm

120x240 cm
47¹/₄" x 94¹/₂"

- △ 9mm



SCAN THIS QR TO LEARN
MORE ABOUT THE PRODUCT
& EXPERIENCE A FULL
SCALE SLAB PANEL INSIDE
YOUR ENVIRONMENT.
FOR IPHONE USERS ONLY

REPRESENTATIVE SAMPLE ONLY.
TONAL VARIATION MAY OCCUR.



**SAINT
LAURENT**

Touch Surface
Rectified

162x324 cm
63³/₄" x 127¹/₂"

- ✕ 12mm
- ✕ 15mm
- ✕ 20mm

160x320 cm
63x126"

- ✕ 6mm

120x280 cm
47¹/₄" x 110¹/₄"

- ✕ 6mm

120x240 cm
47¹/₄" x 94¹/₂"

- ✕ 9mm



SCAN THIS QR TO LEARN
MORE ABOUT THE PRODUCT
& EXPERIENCE A FULL
SCALE SLAB PANEL INSIDE
YOUR ENVIRONMENT.
FOR IPHONE USERS ONLY

REPRESENTATIVE SAMPLE ONLY.
TONAL VARIATION MAY OCCUR.



**SANDSTONE
GRAY**

Silk Surface
Rectified

162x324 cm
63³/₄" x 127¹/₂"

- ✕ 12mm
- ✕ 15mm
- ✕ 20mm

160x320 cm
63 x 126"

- ✕ 6mm

120x280 cm
47¹/₄" x 110¹/₄"

- ✕ 6mm

120x240 cm
47¹/₄" x 94¹/₂"

- ✕ 9mm



SCAN THIS QR TO LEARN
MORE ABOUT THE PRODUCT
& EXPERIENCE A FULL
SCALE SLAB PANEL INSIDE
YOUR ENVIRONMENT.
FOR IPHONE USERS ONLY

REPRESENTATIVE SAMPLE ONLY.
TONAL VARIATION MAY OCCUR.



**SANDSTONE
IVORY**

Silk Surface
Rectified

162x324 cm
63³/₄" x 127¹/₂"

△ 12mm
△ 15mm
△ 20mm

160x320 cm
63x126"

△ 6mm

120x280 cm
47¹/₄" x 110¹/₄"

△ 6mm

120x240 cm
47¹/₄" x 94¹/₂"

△ 9mm



SCAN THIS QR TO LEARN
MORE ABOUT THE PRODUCT
& EXPERIENCE A FULL
SCALE SLAB PANEL INSIDE
YOUR ENVIRONMENT.
FOR IPHONE USERS ONLY

REPRESENTATIVE SAMPLE ONLY.
TONAL VARIATION MAY OCCUR.



**SANDSTONE
SCURO**

Silk Surface
Rectified

162x324 cm
63³/₄" x 127¹/₂"

- ✕ 12mm
- ✕ 15mm
- ✕ 20mm

160x320 cm
63 x 126"

- ✕ 6mm

120x280 cm
47¹/₄" x 110¹/₄"

- ✕ 6mm

120x240 cm
47¹/₄" x 94¹/₂"

- ✕ 9mm



SCAN THIS QR TO LEARN
MORE ABOUT THE PRODUCT
& EXPERIENCE A FULL
SCALE SLAB PANEL INSIDE
YOUR ENVIRONMENT.
FOR IPHONE USERS ONLY

REPRESENTATIVE SAMPLE ONLY.
TONAL VARIATION MAY OCCUR.



**SLATE
GRAY**

Silk Surface
Rectified

162x324 cm
63³/₄" x 127¹/₂"

- ✕ 12mm
- ✕ 15mm
- ✕ 20mm

160x320 cm
63x126"


- ✕ 6mm

120x280 cm
47¹/₄" x 110¹/₄"

- ✕ 6mm

120x240 cm
47¹/₄" x 94¹/₂"

- ✕ 9mm



SCAN THIS QR TO LEARN
MORE ABOUT THE PRODUCT
& EXPERIENCE A FULL
SCALE SLAB PANEL INSIDE
YOUR ENVIRONMENT.
FOR IPHONE USERS ONLY

REPRESENTATIVE SAMPLE ONLY.
TONAL VARIATION MAY OCCUR.



**STAR
BLACK**

Natural Surface
Rectified

162x324 cm
63³/₄" x 127¹/₂"

- ✕ 12mm
- ✕ 15mm
- ✕ 20mm

160x320 cm
63x126"

- ✕ 6mm

120x280 cm
47¹/₄" x 110¹/₄"

- ✕ 6mm

120x240 cm
47¹/₄" x 94¹/₂"

- ✕ 9mm



SCAN THIS QR TO LEARN
MORE ABOUT THE PRODUCT
& EXPERIENCE A FULL
SCALE SLAB PANEL INSIDE
YOUR ENVIRONMENT.
FOR IPHONE USERS ONLY

REPRESENTATIVE SAMPLE ONLY.
TONAL VARIATION MAY OCCUR.



**STAR
WHITE**

Natural Surface
Rectified

162x324 cm
63³/₄" x 127¹/₂"

- ✕ 12mm
- ✕ 15mm
- ✕ 20mm

160x320 cm
63x126"


- ✕ 6mm

120x280 cm
47¹/₄" x 110¹/₄"

- ✕ 6mm

120x240 cm
47¹/₄" x 94¹/₂"

- ✕ 9mm



SCAN THIS QR TO LEARN
MORE ABOUT THE PRODUCT
& EXPERIENCE A FULL
SCALE SLAB PANEL INSIDE
YOUR ENVIRONMENT.
FOR IPHONE USERS ONLY

REPRESENTATIVE SAMPLE ONLY.
TONAL VARIATION MAY OCCUR.



**STATUARIO
ELEGANTE**

Silk Surface
Rectified

Lux Surface
Rectified

162x324 cm
63³/₄" x 127¹/₂"

- ✕ 12mm
- ✕ 15mm
- ✕ 20mm

160x320 cm
63 x 126"


- ✕ 6mm

120x280 cm
47¹/₄" x 110¹/₄"

- ✕ 6mm

120x240 cm
47¹/₄" x 94¹/₂"

- ✕ 9mm



SCAN THIS QR TO LEARN
MORE ABOUT THE PRODUCT
& EXPERIENCE A FULL
SCALE SLAB PANEL INSIDE
YOUR ENVIRONMENT.
FOR IPHONE USERS ONLY

REPRESENTATIVE SAMPLE ONLY.
TONAL VARIATION MAY OCCUR.



**STATUARIO
VENATO**

Silk Surface
Rectified

Lux Surface
Rectified

162x324 cm
63³/₄" x 127¹/₂"

- ✕ 12mm
- ✕ 15mm
- ✕ 20mm

160x320 cm
63 x 126"

- ✕ 6mm

120x280 cm
47¹/₄" x 110¹/₄"

- ✕ 6mm

120x240 cm
47¹/₄" x 94¹/₂"

- ✕ 9mm



SCAN THIS QR TO LEARN
MORE ABOUT THE PRODUCT
& EXPERIENCE A FULL
SCALE SLAB PANEL INSIDE
YOUR ENVIRONMENT.
FOR IPHONE USERS ONLY

REPRESENTATIVE SAMPLE ONLY.
TONAL VARIATION MAY OCCUR.



**TAJMAHAL
LIGHT**

Silk Surface
Rectified

Lux Surface
Rectified

162x324 cm
63³/₄" x 127¹/₂"

- ✕ 12mm
- ✕ 15mm
- ✕ 20mm

160x320 cm
63x126"


- ✕ 6mm

120x280 cm
47¹/₄" x 110¹/₄"

- ✕ 6mm

120x240 cm
47¹/₄" x 94¹/₂"

- ✕ 9mm



SCAN THIS QR TO LEARN
MORE ABOUT THE PRODUCT
& EXPERIENCE A FULL
SCALE SLAB PANEL INSIDE
YOUR ENVIRONMENT.
FOR IPHONE USERS ONLY

REPRESENTATIVE SAMPLE ONLY.
TONAL VARIATION MAY OCCUR.



**TAJMAHAL
NATURAL**

Silk Surface
Rectified

Lux Surface
Rectified

162x324 cm
63³/₄" x 127¹/₂"

△ 12mm
△ 15mm
△ 20mm

160x320 cm
63 x 126"


△ 6mm

120x280 cm
47¹/₄" x 110¹/₄"

△ 6mm

120x240 cm
47¹/₄" x 94¹/₂"

△ 9mm



SCAN THIS QR TO LEARN
MORE ABOUT THE PRODUCT
& EXPERIENCE A FULL
SCALE SLAB PANEL INSIDE
YOUR ENVIRONMENT.
FOR IPHONE USERS ONLY

REPRESENTATIVE SAMPLE ONLY.
TONAL VARIATION MAY OCCUR.



**TRAVERTINE
BEIGE**

Silk Surface
Rectified

162x324 cm
63³/₄" x 127¹/₂"

- △ 12mm
- △ 15mm
- △ 20mm

160x320 cm
63 x 126"

- △ 6mm

120x280 cm
47¹/₄" x 110¹/₄"

- △ 6mm

120x240 cm
47¹/₄" x 94¹/₂"

- △ 9mm



SCAN THIS QR TO LEARN
MORE ABOUT THE PRODUCT
& EXPERIENCE A FULL
SCALE SLAB PANEL INSIDE
YOUR ENVIRONMENT.
FOR IPHONE USERS ONLY

REPRESENTATIVE SAMPLE ONLY.
TONAL VARIATION MAY OCCUR.



**TRAVERTINE
GRAY**

Silk Surface
Rectified

162x324 cm
63³/₄" x 127¹/₂"

- ✕ 12mm
- ✕ 15mm
- ✕ 20mm

160x320 cm
63 x 126"


- ✕ 6mm

120x280 cm
47¹/₄" x 110¹/₄"

- ✕ 6mm

120x240 cm
47¹/₄" x 94¹/₂"

- ✕ 9mm



SCAN THIS QR TO LEARN
MORE ABOUT THE PRODUCT
& EXPERIENCE A FULL
SCALE SLAB PANEL INSIDE
YOUR ENVIRONMENT.
FOR IPHONE USERS ONLY

REPRESENTATIVE SAMPLE ONLY.
TONAL VARIATION MAY OCCUR.



**ULTRA
BLACK**

Silk Surface
Rectified

162x324 cm
63³/₄" x 127¹/₂"

- ✕ 12mm
- ✕ 15mm
- ✕ 20mm

160x320 cm
63x126"

- ✕ 6mm

120x280 cm
47¹/₄" x 110¹/₄"

- ✕ 6mm

120x240 cm
47¹/₄" x 94¹/₂"

- ✕ 9mm



SCAN THIS QR TO LEARN
MORE ABOUT THE PRODUCT
& EXPERIENCE A FULL
SCALE SLAB PANEL INSIDE
YOUR ENVIRONMENT.
FOR IPHONE USERS ONLY

REPRESENTATIVE SAMPLE ONLY.
TONAL VARIATION MAY OCCUR.



**ULTRA
WHITE**

Silk Surface
Rectified

Lux Surface
Rectified

162x324 cm
63³/₄" x 127¹/₂"

- ✕ 12mm
- ✕ 15mm
- ✕ 20mm

160x320 cm
63 x 126"

- ✕ 6mm

120x280 cm
47¹/₄" x 110¹/₄"

- ✕ 6mm

120x240 cm
47¹/₄" x 94¹/₂"

- ✕ 9mm



SCAN THIS QR TO LEARN
MORE ABOUT THE PRODUCT
& EXPERIENCE A FULL
SCALE SLAB PANEL INSIDE
YOUR ENVIRONMENT.
FOR IPHONE USERS ONLY

REPRESENTATIVE SAMPLE ONLY.
TONAL VARIATION MAY OCCUR.



**TREND
GRAY**

Silk Surface
Rectified

162x324 cm
63³/₄" x 127¹/₂"

- ✕ 12mm
- ✕ 15mm
- ✕ 20mm

160x320 cm
63 x 126"

- ✕ 6mm

120x280 cm
47¹/₄" x 110¹/₄"

- ✕ 6mm

120x240 cm
47¹/₄" x 94¹/₂"

- ✕ 9mm



SCAN THIS QR TO LEARN
MORE ABOUT THE PRODUCT
& EXPERIENCE A FULL
SCALE SLAB PANEL INSIDE
YOUR ENVIRONMENT.
FOR IPHONE USERS ONLY

REPRESENTATIVE SAMPLE ONLY.
TONAL VARIATION MAY OCCUR.



**TREND
IVORY**

Silk Surface
Rectified

162x324 cm
63³/₄" x 127¹/₂"

- ✕ 12mm
- ✕ 15mm
- ✕ 20mm

160x320 cm
63 x 126"


- ✕ 6mm

120x280 cm
47¹/₄" x 110¹/₄"

- ✕ 6mm

120x240 cm
47¹/₄" x 94¹/₂"

- ✕ 9mm



SCAN THIS QR TO LEARN
MORE ABOUT THE PRODUCT
& EXPERIENCE A FULL
SCALE SLAB PANEL INSIDE
YOUR ENVIRONMENT.
FOR IPHONE USERS ONLY

REPRESENTATIVE SAMPLE ONLY.
TONAL VARIATION MAY OCCUR.



**TREND
LIGHT**

Silk Surface
Rectified

162x324 cm
63³/₄" x 127¹/₂"

- ✕ 12mm
- ✕ 15mm
- ✕ 20mm

160x320 cm
63 x 126"


- ✕ 6mm

120x280 cm
47¹/₄" x 110¹/₄"

- ✕ 6mm

120x240 cm
47¹/₄" x 94¹/₂"

- ✕ 9mm



SCAN THIS QR TO LEARN
MORE ABOUT THE PRODUCT
& EXPERIENCE A FULL
SCALE SLAB PANEL INSIDE
YOUR ENVIRONMENT.
FOR IPHONE USERS ONLY

REPRESENTATIVE SAMPLE ONLY.
TONAL VARIATION MAY OCCUR.



**VOLAKAS
WHITE**

Silk Surface
Rectified

162x324 cm
63³/₄" x 127¹/₂"

- ✕ 12mm
- ✕ 15mm
- ✕ 20mm

160x320 cm
63 x 126"


- ✕ 6mm

120x280 cm
47¹/₄" x 110¹/₄"

- ✕ 6mm

120x240 cm
47¹/₄" x 94¹/₂"

- ✕ 9mm




SCAN THIS QR TO LEARN
MORE ABOUT THE PRODUCT
& EXPERIENCE A FULL
SCALE SLAB PANEL INSIDE
YOUR ENVIRONMENT.
FOR IPHONE USERS ONLY

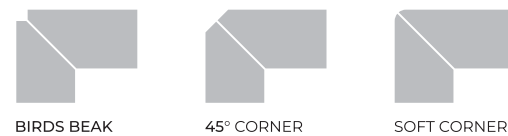
REPRESENTATIVE SAMPLE ONLY.
TONAL VARIATION MAY OCCUR.

TECHNICAL SPECIFICATION

EDGE PROFILE



JOINT POSSIBILITIES



CHARACTERISTIC	STANDARD AS PER ISO13006:2018 / EN14411 Gr. Bla	METHOD OF TESTING	SILK MATT	NATURAL MATT	TOUCH MATT	LUX POLISHED
Regulatory Properties						
Deviation in Length and Width*	±0.30 % (±1.00 mm)	ISO 10545-2	±1.0 mm (±0.20 %)	±1.0 mm (±0.20 %)	±1.0 mm (±0.20 %)	±1.0 mm (±0.20 %)
Deviation in Thickness*	±5.0 % (±0.50 mm)	ISO 10545-2	±0.5 mm (±5.0 %)	±0.5 mm (±5.0 %)	±0.5 mm (±5.0 %)	±0.5 mm (±5.0 %)
Straightness in Side*	±0.30 % (±0.80 mm)	ISO 10545-2	±0.8 mm(±0.20 %)	±0.8 mm(±0.20 %)	±0.8 mm(±0.20 %)	±0.8 mm(±0.20 %)
Rectangularity*	±0.30 % (±1.50 mm)	ISO 10545-2	±1.2 mm(±0.20 %)	±1.2 mm(±0.20 %)	±1.2 mm(±0.20 %)	±1.2 mm(±0.20 %)
Surface Flatness Central Curvature*	±0.40 % (±1.80 mm)	ISO 10545-2	±1.8 mm(±0.20 %)	±1.8 mm(±0.20 %)	±1.8 mm(±0.20 %)	±1.8 mm(±0.20 %)
Surface Flatness Edge Curvature*	±0.40 % (±1.80 mm)	ISO 10545-2	±1.8 mm(±0.20 %)	±1.8 mm(±0.20 %)	±1.8 mm(±0.20 %)	±1.8 mm(±0.20 %)
Surface Flatness Warpage*	±0.40 % (±1.80 mm)	ISO 10545-2	±1.8 mm(±0.20 %)	±1.8 mm(±0.20 %)	±1.8 mm(±0.20 %)	±1.8 mm(±0.20 %)
Surface Quality	>95% defects free	ISO 10545-2	>95% defects free	>95% defects free	>95% defects free	>95% defects free
Small Color Difference (For Plain Colour)	ΔE <1.00	ISO 10545-16	ΔE <0.80	ΔE <0.80	ΔE <0.80	ΔE <0.80
Structural Properties						
Water Absorption	≤0.50 %	ISO 10545-3	≤0.080 %	≤0.080 %	≤0.080 %	≤0.080 %
Bulk Density	As per Manufacturer	ISO 10545-3	> 2.28 gm/cc	> 2.28 gm/cc	> 2.28 gm/cc	> 2.28 gm/cc
Massive Mechanical Properties						
Modulus of Rupture >7.5 mm	Min. 35.0 N/mm ²	ISO 10545-4	Min. 45.0 N/mm ²	Min. 45.0 N/mm ²	Min. 45.0 N/mm ²	Min. 45.0 N/mm ²
Breaking Strength Thickness >7.5 mm (12 mm)	Min 1300.0 N	ISO 10545-4	Min 2500.0 N	Min 2500.0 N	Min 2500.0 N	Min 2500.0 N
Breaking Strength Thickness >7.5 mm (20 mm)	Min 1300.0 N	ISO 10545-4	Min 7500.0 N	Min 7500.0 N	Min 7500.0 N	Min 7500.0 N
Surface Mechanical Properties						
MOHS Hardness	As per Manufacturer	BS EN 15771	Min 6	Min 6	Min 6	Min 3
Surface Abrasion Resistance	As per Manufacturer	ISO 10545-7	PEI III	PEI III	PEI III	PEI II
Deep Abrasion	≥175 mm	ISO 10545-6	≥132 mm	≥132 mm	≥132 mm	-
Thermal Hygrometric Properties						
Moisture Expansion	Max 0.06% (0.6 mm/m)	ISO 10545-10	Max 0.02 mm/m	Max 0.02 mm/m	Max 0.02 mm/m	Max 0.02 mm/m
Thermal Expansion(COE) at 100°C	As per Manufacturer	ISO 10545-8	Max. 6.0 x 10 ⁻⁶	Max. 6.0 x 10 ⁻⁶	Max. 6.0 x 10 ⁻⁶	Max. 6.0 x 10 ⁻⁶
Thermal Shock Resistance	Min 10 Cycle	ISO 10545-9	Min 10 Cycle	Min 10 Cycle	Min 10 Cycle	Min 10 Cycle
Impact Resistance(COR) #	Min. 0.55	ISO 10545-5	Min 0.55	Min 0.55	Min 0.55	Min 0.55
Frost Resistance	As per Manufacturer	ISO 10545-12	Frost Proof	Frost Proof	Frost Proof	Frost Proof
Crazing Resistance at 7.5 bar	4 Cycle	ISO 10545-11	4 Cycle	4 Cycle	4 Cycle	4 Cycle
Chemical Properties						
Resistance to Staining	Min. Class 3	ISO 10545-14	Min. Class 4	Min. Class 4	Min. Class 4	Min. Class 4
Resistance to Household Chemicals & Swimming Pool	Min Class GB	ISO 10545-13	Min Class UB	Min Class UB	Min Class GB	Min Class GB
Resistance to Low Concentrate Acid and Alkalis	As per Manufacturer	ISO-10545-13	Min Class ULB***	Min Class ULB***	Min Class GLB***	Min Class GLB***
Resistance to High Concentrate Acid and Alkalis	As per Manufacturer	ISO-10545-13	Min Class UHB***	Min Class UHB***	Min Class GHB***	Min Class GHB***
Safety Properties Skid Resistance - (DCOF-WET PENDULUM)	As per Manufacturer	BS 7976-2	P1	P1	P1	-
Slip Resistance - (DCOF- R Value)	As per Manufacturer	DIN 51130	R9	R9	R9	-
Lead and Cadmium release (lead Concentration)	As per Manufacturer	ISO-10545-15	<0.01 mg/dm ²	Does not yield	<0.01 mg/dm ²	<0.01 mg/dm ²
Lead and Cadmium release (Cadmium Concentration)	As per Manufacturer	ISO-10545-15	<0.001 mg/dm ²	Does not yield	<0.001 mg/dm ²	<0.001 mg/dm ²

* Whichever is less is applicable for Rectified Size N>=15 CM

*** Except Hydrofluoric Acid & it's compound

Note: Length and width, orthogonality and straightness are not applicable for the NOT-rectified material.